



financial report

For the fiscal year
ended June 30, 2016

Special points of interest:

- West Valley City is the second largest city in Utah
- 35.5 square miles
- Strong city manager form of government
- Weekly City Council meetings are broadcast live online and on the local government access station
- Home of the Utah Grizzlies
- Home of the USANA Amphitheater

Inside this report:

Introduction to West Valley City	1
Performance Report and Goals	2
Our Finances	3
What's next?	4



City Organization and Information

West Valley City, Utah is a dynamic community that was incorporated in 1980. Settlement of the area by the pioneers dates back to 1848. 168 years later, this city in Utah is the second most populous in the state. West Valley City also has a diverse economic base linked to an aggressive economic development strategy to keep the city stable and moving forward.

The City operates under a Council / Manager form of government. This form of government combines the political leadership of elected officials with the strong managerial experience of an appointed local city manager. The City is organized into 10 departments:

- Administration
- Communications
- Community & Economic Development
- Community Preservation
- Finance
- Fire
- Legal
- Parks & Recreation
- Police
- Public Works


West Valley City is also home to a wide range of amenities and venues, including: 2 golf courses, Maverik Center Arena, Hale Centre Theatre, Family Fitness Center, Harman Senior Recreation Center, Utah Cultural Celebration Center, 27 city operated parks, 5 county operated parks, easy access to the Jordan River Parkway Trail, easy access to transportation and much, much more.

City Demographic and Economic Statistics

	2014	2015	2016
Population	134,283	134,999	135,997
School Enrollment	23,003	22,417	22,010
Personal Income	\$2,408,231,322	\$2,450,636,847	\$2,533,115,533
Per Capita Income	\$17,934	\$18,153	\$18,629
Unemployment Rate	4.1%	3.9%	3.0%

This Year in WVC

- Police Department announced participation in national "Start By Believing Program"



- Police Department completed the final on-site inspection required by CALEA to achieve tier 1 national accreditation
- Fire Department reorganized to spread out specific duties and assignments
- Fire Department trained and certified nineteen firefighters in wild land fire operations
- Animal Shelter adopted 1,851 animals and returned 918 to owners
- Held first annual Earth Day Celebration
- Recognized by National Night Out for 12th consecutive year
- Started using Facebook Live for monthly Chief Chat and at various city events
- Weekly food truck event at Fairbourne Station
- Finance Department received Budget and CAFR awards for 25 consecutive years
- The Building Division demonstrated exceptional service by processing 95% of all permits within 10 business days of less
- Parks and Recreation hosted "The Wall That Heals" half-size Vietnam traveling memorial



Services Provided by West Valley City

West Valley City Operating Indicators by Function

	2014	2015	2016
Police			
Number of full-time sworn officers	193	196	203
Physical arrests	2,117	3,300	3,313
Response Time (in minutes)	4.77	5.15	5.22
Fire			
Number of calls answered	9,820	9,798	10,918
Inspections	2,118	2,108	1,276
Response Time (in minutes)	6.06	6.12	5.68
Highways and streets			
Street resurfacing			
Slurry Seal (sq yards)	561,888	685,952	574,339
Overlay Project (sq yards)	115,200	110,930	131,263
Hot Mix Patching (tons)	85	33	1,947
Polymer Seal (sq. yards)	2,000	69,000	197,329
Zipper Repair (tons)	900	2,000	1,947
Parks & Recreation			
Developed City-owned parks	25	27	27
Undeveloped City-owned park property (acres)	10	14	14
Developed county-owned parks within the City (acres)	76	97	97
Total property acreage maintained by WVC (acres)	298	305	306
Community Development			
Building Permits Issued:			
Single Family	174	185	141
Duplex	-	1	3
Multi-family	35	23	19
Mobile Home	-	2	-

Our Financial Goals

West Valley City strives to establish sound financial management policies. The City staff works to ensure that the programmatic and service priorities of the City's elected officials and City Manager are carried out within the various fiscal, and legal constraints imposed on the City. West Valley City also strives to improve the overall planning, implementation, and performance of program objectives. Through these objectives, the city safeguards assets, promotes operational efficiency, manages fiscal policies, and provides accurate reporting and analysis.

The City Council has made it a priority to ensure that West Valley City citizens enjoy a quality of life which entails a sense of community and an environment which attracts and expands our businesses, better education of our students and encourages public-private partnerships that stimulate economic activity and increased efficiency in City operations.

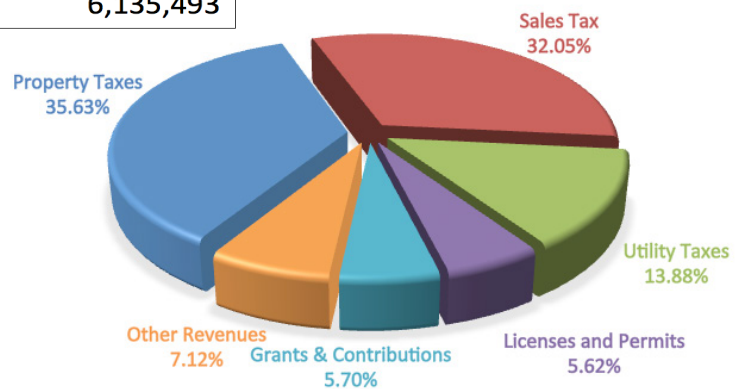
Our Finances - Revenues vs. Expenses

What are the costs of providing services to residents and how are those costs paid?

West Valley City provides Public Safety, Community Development, Parks and Recreation, Highways, and other services to the residents through a combination of taxes, grants, and charges for services. These charts show where revenues come from, where funds are spent, and some of the things that West Valley City does with public funds.

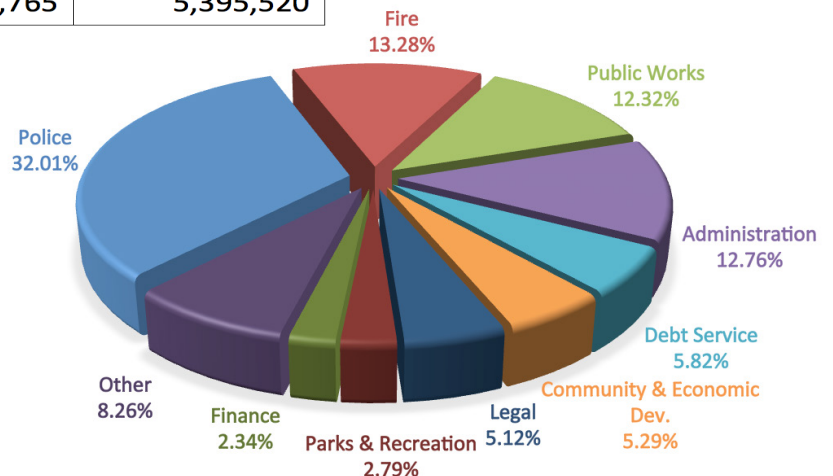
General Fund Revenue by Source

	FY2016	FY2015
Property Taxes	\$ 26,600,277	\$ 26,434,063
Sales Tax	23,926,740	22,980,867
Utility Taxes	10,362,934	10,006,985
Licenses and Permits	4,192,432	3,788,274
Grants & Contributions	4,252,091	3,952,748
Other Revenues	5,317,035	6,135,493



General Fund Expenditures by Service Area

	FY2016	FY2015
Police	\$ 22,551,861	\$ 22,705,999
Fire	9,353,958	9,260,529
Public Works	8,680,022	8,338,129
Administration	8,986,498	8,042,637
Debt Service	4,100,066	3,872,473
Community & Economic Dev.	3,726,445	3,508,736
Legal	3,606,954	3,515,127
Parks & Recreation	1,962,359	1,930,901
Finance	1,651,712	1,578,882
Other	5,821,765	5,395,520



Independent Audit

An independent audit of the city's finances is conducted annually. This year's audit resulted in a clean audit opinion. Full financial information including the city's Comprehensive Annual Financial Report can be found on the city's website at www.wvc-ut.gov.

What's New

The entire land use code for the city is being reviewed, improved and updated for efficiency and user ease. This effort will take well over one year and several hundred hours of work.

The Economic Development team has had multiple large scale successes including the attraction of multiple significant long term manufacturing businesses and sustaining existing businesses.

The 5600 West corridor area continues to be the City's fastest developing area. New development over the past year have included the opening of the new Intermountain Health Care Clinic, new shopping destinations, restaurants and hotels.

In addition to the retail growth, West Valley City is becoming the epicenter for logistics and fulfillment business. These businesses are responsible for the distribution of the products purchased online. These centers are seeking West Valley City to call home due to the great connectivity to freeways as well the large work force that lives here.

The Community and Economic Development Department tracks information about the business community in the city. They use this data to recruit and retain key businesses for West Valley City.

The new year will see the completed construction of a new section of road on 6200 South from Mountain View Corridor to SR-111. This was a joint project with the City and the State of Utah, with an investment budget of \$4 million.

In partnership with Salt Lake County, the City began construction to finish the remaining 25,000 sq feet of space at the Utah Cultural Celebration Center. This will provide additional meeting space, community rooms and renovated police sub-station.



Challenges

One of the greatest challenges faced by the City is managing the growth of a very diverse population. West Valley City strives to meet this challenge by continually planning for public works projects, seeking new business growth, and new ways to communicate with residents in an open and transparent manner.

Recent trends in the homeless population have also required the City to look at new ways to coordinate and identify resources available for this sector of the population.

The City continues to strive to minimize vacancies within our commercial centers by working to find ways to attract new businesses to the City.

West Valley City
Finance Department
(801) 966-3238
www.wvc-ut.gov/finance



We want to hear from you.
Do you like this report?
Is there other information you
would like to see?
For additional information,
please contact:
Jim Welch, Finance Director
(801) 963-3238
jim.welch@wvc-ut.gov

City Hall Address:
West Valley City Hall
3600 S. Constitution Blvd.
WVC, UT 84119

City Hall Hours:
Monday – Thursday
7 a.m. – 6 p.m.

Connect with
West Valley City
on social media at
www.wvc-ut.gov/connect

