

**WEST VALLEY CITY
CANVASS OF ELECTION**

STATE OF UTAH)

) ss. Municipal General Election

COUNTY OF SALT LAKE)

I, Nichole Camac, the duly chosen, qualified and acting City Recorder of the City of West Valley, County of Salt Lake, State of Utah, certify the attached hereto is a true, correct copy of the Canvass Report and Certified Election Results for the November 21, 2023, Municipal General Election as approved by the West Valley City Council acting as the Board of Canvassers.

IN WITNESS WHEREOF, I have hereunto set my official signature and affixed the seal of the City of West Valley, this 5th day of December, 2023.



Nichole Camac

Nichole Camac, CMC
City Recorder

Posted: December 5, 2023

**2023 West Valley City Municipal General Election
Certified Election Results**

Councilmember At-Large (4-Year Term)

Candidate	Number of Votes Received	Percent of Total Vote
Sophia Hawes-Tingey	4,772	41.59%
Don Christensen	6,703	58.41%

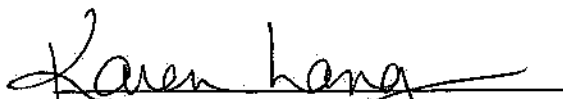
Councilmember District 1 (4-Year Term)


Candidate	Number of Votes Received	Percent of Total Vote
Tom Huynh	1,133	54.52%
Marni Lefevre	945	45.48%


Councilmember District 3 (4-Year Term)

Candidate	Number of Votes Received	Percent of Total Vote
Will Whetstone	1,541	56.57%
Heidi Roggenbuck	1,183	43.43%


The West Valley City Board of Canvassers consisting of the following members accept the official results of the 2023 Municipal General Election held November 21, 2023:



Karen Lang



Don Christensen


Tom Huynh


Will Whetstone


Lars Nordfelt


Scott Harmon


Jake Fitsemanu

CITY RECORDER'S CERTIFICATE

I, Nichole Camac, certify that I am the City Recorder of West Valley City, Utah, and that the information contained within this report entitled "2023 West Valley City Municipal General Election Certified Election Results" is true and accurate; and was approved by the West Valley City Council acting as the Board of Canvassers.

Dated this 5th day of December, 2023.



A handwritten signature in blue ink, which appears to read "Nichole Camac", is written over a horizontal line.

Nichole Camac, CMC
City Recorder

WEST VALLEY CITY, UTAH

RESOLUTION NO. 23-190

A RESOLUTION ACCEPTING AND APPROVING THE RESULTS OF THE MUNICIPAL GENERAL ELECTION HELD NOVEMBER 21, 2023 AS SHOWN ON THE CANVASS REPORT.

WHEREAS, on November 21, 2023, the West Valley City Municipal General Election was held; and

WHEREAS, the Mayor and City Council are the Municipal Legislative Body for West Valley City and comprise the Board of Municipal Canvassers per Utah Code Annotated §20A-4-301(2)(a); and

WHEREAS, the Board of Municipal Canvassers shall meet to canvass the returns of the Municipal General Election at the usual place of meeting of the Municipal Legislative Body no sooner than seven days and no later than 14 days after the election per Utah Code Annotated §20A-4-301(2)(b); and

WHEREAS, on December 5, 2023, the Board of Municipal Canvassers canvassed the returns of the Municipal General Election; and

WHEREAS, during the canvass the Board of Municipal Canvassers inspected the ballot results by precinct; and

WHEREAS, the Board of Municipal Canvassers have determined that the election and voting were conducted in compliance with Utah State law.

NOW, THEREFORE, BE IT RESOLVED by the West Valley City Board of Municipal Canvassers:

Section 1. The Mayor and City Council, as the official Board of Canvassers, hereby accepts and approves the Election Results for the 2023 West Valley City Municipal General Election held November 21, 2023.

Section 2. The following candidates are declared to have received the number of votes indicated:

Councilmember At-Large (4-Year Term)

Sophia Hawes-Tingey	4,772
Don Christensen	6,703

Councilmember District 1 (4-Year Term)

Tom Huynh	1,133
Marni Lefevre	945

Councilmember District 3 (4-Year Term)

Will Whetstone	1,541
Heidi Roggenbuck	1,183

Section 3. The following candidates having qualified by number of votes have been elected as Councilmember At-Large, Councilmember District 1 and Councilmember District 3 for a four-year term:

Don Christensen	Councilmember At-Large
Tom Huynh	Councilmember District 1
Will Whetstone	Councilmember District 3

Section 4. The Election Officer (City Recorder) shall furnish a certified copy of this Resolution and a certified copy of the Election Results Report to the Lieutenant Governor's Office.

Section 5. This Resolution shall take effect immediately.

PASSED AND APPROVED this 5th day of December, 2023.



ATTEST:

Nirbhale Comau
CITY RECORDER

WEST VALLEY CITY

Karen Lang
MAYOR

West Valley City Canvass Statistics

General Election 11/21/2023

Section 1 - Ballot Statistics

1A	25.6%	Voter Turnout
1B	47158	Active voters (Given to counties on the Monday before the election)
1C	11847	Number of counted ballots (Mail or Drop Box)
1D	212	Number of counted ballots (In-person)
1E	19	Number of ballots that were returned electronically (UOCAVA/disability)
1F	3	Number of counted ballots (Provisional)
1G	12081	Total number of ballots counted
1H	Yes	Does total ballots counted match the number of voters given vote history in VISTA
1I		If no, what is the difference

1L Explain:

Section 2: Challenged and Uncounted Ballot Statistics

2A	120	Number of envelopes with a signature that does not match the voter's signature
2B	18	Number of unsigned envelopes
2C	1	Number of challenged ballots for other curable reasons
2D	203	Total number of ballots that were challenged (cured and not cured combined)
2E	139	Total number of curable that were not cured
2F	68.5%	Percentage of curable ballots that were not cured
2G	6	Total number of ballots where the voter submitted a disability affidavit*

Section 3: Rejected ballot statistics (ballots that cannot be cured)

3A	177	Number of ballots that were returned after the postmark deadline
3B	0	Number of ballots rejected for other non-curable reasons
3C	177	Total number of rejected that were not curable
3D	1.2%	Percentage of ballots that were returned as undeliverable

Section 4: Provisional ballot statistics

4A	4	Number of provisional ballots issued
4B	3	Number of provisional ballots counted
4C	1	Total Number of provisional ballots not counted
4D		Already Voted
4E		Insufficient ID
4F		Unsigned
4G		Incomplete Form
4H	1	Other
4I	75.0%	Percentage of provisionals that were counted
4J	3	Number of provisional ballots that are same-day registration

Section 5: County Clerk Certification

/s/ Lannie Chapman I certify that the information contained in this report is true and accurate.
Salt Lake County

This report must be sent to elections@utah.gov upon completion of the canvass

UNOFFICIAL ELECTION RESULTS
2023 GENERAL ELECTION
Salt Lake County, Utah

Vote By Mail and In Person (version #5)

Voters Cast: 160,273 of 513,704 (31.20%)

U.S. HOUSE DISTRICT #2 (Vote for 1)

		Total	
Times Cast		46,599 / 128,478	36.27%
Candidate		Total	
KATHLEEN RIEBE		30,222	66.33%
CELESTE MALOY		12,239	26.86%
JANUARY WALKER		1,060	2.33%
BRADLEY GARTH GREEN		880	1.93%
CASSIE EASLEY		467	1.03%
JOE BUCHMAN		394	0.86%
PERRY T. MYERS		296	0.65%
Write-in		2	0.00%
Total Votes		45,560	

TOWN OF ALTA COUNCIL AT-LARGE (Vote for 2)

		Total	
Times Cast		91 / 172	52.91%
Candidate		Total	
ELISE MORGAN		66	41.51%
DAN SCHILLING		51	32.08%
SHERIDAN J. DAVIS		42	26.42%
Total Votes		159	

BLUFFDALE COUNCIL AT-LARGE (Vote for 3)

		Total	
Times Cast		3,300 / 9,341	35.33%
Candidate		Total	
STEVE AUSTIN		1,460	19.15%
GREGORY D. WILDING		1,429	18.75%
ALAN W. LORD		1,397	18.33%
MARK HALES		1,387	18.19%
BILLY HESTERMAN		1,328	17.42%
ERIC R. HAWKER		622	8.16%
Total Votes		7,623	

TOWN OF BRIGHTON COUNCIL AT-LARGE (Vote for 2)

		Total	
Times Cast		187 / 328	57.01%
Candidate		Total	
JEFFERY S. BOSSARD		122	35.16%
LISE SORENSEN BRUNHART		94	27.09%
GAVAN GANUNG		79	22.77%
ADRIENNE ALDOUS		52	14.99%
Total Votes		347	

COPPERTON METRO TOWNSHIP COUNCIL AT-LARGE A (Vote for 1)

		Total	
Times Cast		192 / 450	42.67%
Candidate		Total	
KATHLEEN RAY BAILEY		118	100.00%
Total Votes		118	

COPPERTON METRO TOWNSHIP COUNCIL AT-LARGE B (Vote for 1)

		Total	
Times Cast		192 / 450	42.67%
Candidate		Total	
SEAN CLAYTON		98	100.00%
Total Votes		98	

COPPERTON METRO TOWNSHIP COUNCIL AT-LARGE C (Vote for 1)

		Total	
Times Cast		192 / 450	42.67%
Candidate		Total	
TESSA STITZER		143	100.00%
Total Votes		143	

COTTONWOOD HEIGHTS COUNCIL DISTRICT 1 (Vote for 1)

		Total	
Times Cast		2,092 / 5,236	39.95%
Candidate		Total	
MATT HOLTON		1,175	56.52%
JEN COTTAM		904	43.48%
Total Votes		2,079	

COTTONWOOD HEIGHTS COUNCIL DISTRICT 2 (Vote for 1)

		Total	
Times Cast		1,870 / 4,852	38.54%
Candidate		Total	
SUZANNE HYLAND		964	51.80%
SHARON DAURELLE		897	48.20%
Total Votes		1,861	

DRAPER CITY COUNCIL AT-LARGE (Vote for 3)

		Total	
Times Cast		6,843 / 25,778	26.55%
Candidate		Total	
FRED LOWRY		4,443	26.96%
CAL ROBERTS		4,377	26.56%
BRYN HEATHER JOHNSON		3,429	20.81%
JORDAN DAVIS		1,949	11.83%
LUCKY T. BOVO		1,175	7.13%
TERRY SMITH		1,107	6.72%
Total Votes		16,480	

EMIGRATION CANYON METRO TOWNSHIP COUNCIL AT-LARGE (Vote for 3)

		Total	
Times Cast		414 / 1,101	37.60%
Candidate		Total	
CATHERINE M HARRIS		298	29.33%
JENNIFER HAWKES		277	27.26%
DAVID PAUL BREMS		277	27.26%
TYLER TIPPETTS		164	16.14%
Total Votes		1,016	

HERRIMAN CITY COUNCIL DISTRICT 1 (Vote for 1)

		Total	
Times Cast		1,542 / 6,337	24.33%
Candidate		Total	
JARED HENDERSON		837	54.42%
CHRIS ROBERTS		701	45.58%
Total Votes		1,538	

HERRIMAN CITY COUNCIL DISTRICT 4 (Vote for 1)

		Total	
Times Cast		1,384 / 6,570	21.07%
Candidate		Total	
STEVEN L. SHIELDS		908	65.61%
MATT BELLO		476	34.39%
Total Votes		1,384	

CITY OF HOLLADAY COUNCIL DISTRICT 4 (Vote for 1)

		Total	
Times Cast		1,489 / 4,098	36.33%
Candidate		Total	
DREW B. QUINN		1,073	72.26%
MATTHEW COLLIN TRACY		412	27.74%
Total Votes		1,485	

KEARNS METRO TOWNSHIP COUNCIL DISTRICT 1 (Vote for 1)

		Total	
Times Cast		427 / 2,216	19.27%
Candidate		Total	
PATRICK DANIEL SCHAEFFER		212	50.36%
JESSE VALDEZ		209	49.64%
Total Votes		421	

KEARNS METRO TOWNSHIP COUNCIL DISTRICT 3 (Vote for 1)

		Total	
Times Cast		611 / 2,727	22.41%
Candidate		Total	
CHRYSTAL BUTTERFIELD		429	72.22%
CHRISTOPHER JAMES GEERTSEN		165	27.78%
Total Votes		594	

KEARNS METRO TOWNSHIP COUNCIL DISTRICT 5 (Vote for 1)

		Total	
Times Cast		440 / 2,723	16.16%
Candidate		Total	
KELLY BUSH		432	100.00%
Total Votes		432	

MIDVALE CITY COUNCIL DISTRICT 1 (Vote for 1)

		Total	
Times Cast		1,074 / 3,500	30.69%
Candidate		Total	
BONNIE BILLINGS		641	60.64%
DUSTIN SNOW		284	26.87%
BEN UMEADI		132	12.49%
Total Votes		1,057	

MIDVALE CITY COUNCIL DISTRICT 2 (Vote for 1)

		Total	
Times Cast		817 / 3,024	27.02%
Candidate		Total	
PAUL GLOVER		658	100.00%
Total Votes		658	

MIDVALE CITY COUNCIL DISTRICT 3 (Vote for 1)

		Total	
Times Cast		916 / 3,021	30.32%
Candidate		Total	
HEIDI ROBINSON		334	38.97%
EVAN FEINBERG		278	32.44%
BART BENSON		245	28.59%
Total Votes		857	

MILLCREEK COUNCIL DISTRICT 3 (Vote for 1)

		Total	
Times Cast		3,889 / 9,702	40.08%
Candidate		Total	
CHERI JACKSON		2,884	76.24%
SCOTT SPRINGER		521	13.77%
DAVID F. HOLZ		378	9.99%
Total Votes		3,783	

MURRAY CITY COUNCIL DISTRICT 1 (Vote for 1)

		Total	
Times Cast		1,175 / 4,212	27.90%
Candidate		Total	
PAUL PICKETT		696	59.28%
DAVID W. RODGERS		478	40.72%
Total Votes		1,174	

MURRAY CITY COUNCIL DISTRICT 3 (Vote for 1)

		Total	
Times Cast		2,083 / 5,492	37.93%
Candidate		Total	
ROSALBA DOMINGUEZ		1,095	52.67%
CLARK BULLEN		984	47.33%
Total Votes		2,079	

MURRAY CITY COUNCIL DISTRICT 5 (Vote for 1)

		Total	
Times Cast		2,778 / 6,535	42.51%
Candidate		Total	
ADAM HOCK		1,553	56.23%
GARRY "CPA" HRECHKOSY		1,209	43.77%
Total Votes		2,762	

RIVERTON CITY COUNCIL DISTRICT 1 (Vote for 1)

		Total	
Times Cast		433 / 3,885	11.15%
Candidate		Total	
ANDY PIERUCCI		416	100.00%
Total Votes		416	

RIVERTON CITY COUNCIL DISTRICT 2 (Vote for 1)

		Total	
Times Cast		1,849 / 5,133	36.02%
Candidate		Total	
TROY MCDUGAL		945	51.16%
DAVID GATTI		902	48.84%
Total Votes		1,847	

RIVERTON CITY COUNCIL DISTRICT 5 (Vote for 1)

		Total	
Times Cast		1,819 / 5,406	33.65%
Candidate		Total	
SPENCER HAYMOND		1,142	62.82%
STEVEN WINTERS		676	37.18%
Total Votes		1,818	

SALT LAKE CITY MAYOR (Vote for 1)

		Total	
Times Cast		44,790 / 96,285	46.52%
Candidate		Total	
ERIN MENDENHALL		25,947	58.44%
ROSS C. "ROCKY" ANDERSON		15,287	34.43%
MICHAEL VALENTINE		3,162	7.12%
Total Votes		44,396	

SALT LAKE CITY COUNCIL DISTRICT 2 (Vote for 1)

		Total	
Times Cast		2,904 / 9,044	32.11%
Candidate		Total	
ALEJANDRO "ALE" PUY		2,138	100.00%
Total Votes		2,138	

SALT LAKE CITY COUNCIL DISTRICT 4 (Vote for 1)

		Total	
Times Cast		5,102 / 13,390	38.10%
Candidate		Total	
EVA LOPEZ CHAVEZ		1,900	39.53%
ANA VALDEMOROS		1,609	33.48%
CLAYTON SCRIVNER		1,297	26.99%
Total Votes		4,806	

SALT LAKE CITY COUNCIL DISTRICT 6 (Vote for 1)

		Total	
Times Cast		9,057 / 15,963	56.74%
Candidate		Total	
DAN DUGAN		3,967	45.52%
TAYMOUR B. SEMNANI		3,041	34.89%
JAMES ALFANDRE		1,707	19.59%
Total Votes		8,715	

SALT LAKE CITY COUNCIL DISTRICT 7 (Vote for 1)

		Total	
Times Cast		8,617 / 17,365	49.62%
Candidate		Total	
SARAH YOUNG		4,139	52.17%
MOLLY JONES		3,794	47.83%
Total Votes		7,933	

SANDY CITY COUNCIL AT-LARGE (Vote for 2)

		Total	
Times Cast		17,926 / 54,784	32.72%
Candidate		Total	
CYNDI SHARKEY		8,676	30.15%
AARON DEKEYZER		7,739	26.90%
JIM BENNETT		6,703	23.30%
BROOKE CHRISTENSEN		5,655	19.65%
Total Votes		28,773	

SANDY CITY COUNCIL DISTRICT 2 (Vote for 1)

		Total	
Times Cast		3,749 / 12,360	30.33%
Candidate		Total	
ALISON STROUD		2,942	100.00%
Total Votes		2,942	

SANDY CITY COUNCIL DISTRICT 4 (Vote for 1)

		Total	
Times Cast		4,963 / 14,763	33.62%
Candidate		Total	
MARCI HOUSEMAN		2,435	51.31%
SCOTT EARL		2,311	48.69%
Total Votes		4,746	

CITY OF SOUTH JORDAN COUNCIL DISTRICT 1 (Vote for 1)

		Total	
Times Cast		1,324 / 9,164	14.45%
Candidate		Total	
PATRICK HARRIS		1,297	100.00%
Total Votes		1,297	

CITY OF SOUTH JORDAN COUNCIL DISTRICT 2 (Vote for 1)

		Total
Times Cast	3,618 / 9,889	36.59%
Candidate		Total
KATHIE L. JOHNSON	2,230	61.70%
LAUREL BEVANS	1,384	38.30%
Total Votes	3,614	

CITY OF SOUTH JORDAN COUNCIL DISTRICT 4 (Vote for 1)

		Total
Times Cast	1,378 / 11,002	12.52%
Candidate		Total
TAMARA ZANDER	1,341	100.00%
Total Votes	1,341	

CITY OF SOUTH SALT LAKE COUNCIL AT-LARGE (Vote for 1)

		Total
Times Cast	2,966 / 9,520	31.16%
Candidate		Total
NATALIE PINKNEY	2,084	77.33%
CONRAD N. CAMPOS	611	22.67%
Total Votes	2,695	

CITY OF SOUTH SALT LAKE COUNCIL DISTRICT 1 (Vote for 1)

		Total
Times Cast	805 / 2,256	35.68%
Candidate		Total
LEANNE HUFF	506	71.47%
JEANETTE POTTER	202	28.53%
Total Votes	708	

CITY OF SOUTH SALT LAKE COUNCIL DISTRICT 4 (Vote for 1)

		Total
Times Cast	684 / 2,159	31.68%
Candidate		Total
NICK MITCHELL	347	52.50%
PORTIA MILA	314	47.50%
Total Votes	661	

CITY OF SOUTH SALT LAKE COUNCIL DISTRICT 5 (Vote for 1)

		Total
Times Cast		388 / 1,577 24.60%
Candidate		Total
PAUL SANCHEZ		305 100.00%
Total Votes		305

CITY OF TAYLORSVILLE COUNCIL DISTRICT 1 (Vote for 1)

		Total
Times Cast		1,660 / 5,295 31.35%
Candidate		Total
ERNEST GLEN BURGESS		1,070 64.73%
DENNIS SANOK		583 35.27%
Total Votes		1,653

CITY OF TAYLORSVILLE COUNCIL DISTRICT 2 (Vote for 1)

		Total
Times Cast		1,105 / 4,630 23.87%
Candidate		Total
CURT COCHRAN		968 100.00%
Total Votes		968

CITY OF TAYLORSVILLE COUNCIL DISTRICT 3 (Vote for 1)

		Total
Times Cast		1,237 / 6,195 19.97%
Candidate		Total
ANNA BARBIERI		1,169 100.00%
Total Votes		1,169

CITY OF WEST JORDAN MAYOR (Vote for 1)

		Total
Times Cast		14,577 / 53,639 27.18%
Candidate		Total
DIRK BURTON		8,735 60.47%
KAYLEEN WHITELOCK		5,710 39.53%
Total Votes		14,445

CITY OF WEST JORDAN COUNCIL DISTRICT 1 (Vote for 1)

Total		
Times Cast	3,857 / 13,245	29.12%
Candidate		
CHAD LAMB	2,417	64.54%
RULON GREEN	1,328	35.46%
Total Votes	3,745	

CITY OF WEST JORDAN COUNCIL DISTRICT 2 (Vote for 1)

Total		
Times Cast	3,823 / 12,813	29.84%
Candidate		
BOB BEDORE	2,026	54.17%
GARY LEANY	1,714	45.83%
Total Votes	3,740	

CITY OF WEST JORDAN COUNCIL DISTRICT 3 (Vote for 1)

Total		
Times Cast	2,949 / 13,600	21.68%
Candidate		
ZACH JACOB	1,913	65.81%
STERLING MORRIS	994	34.19%
Total Votes	2,907	

CITY OF WEST JORDAN COUNCIL DISTRICT 4 (Vote for 1)

Total		
Times Cast	3,948 / 13,981	28.24%
Candidate		
KENT SHELTON	2,207	57.19%
DAVID F. PACK	1,652	42.81%
Total Votes	3,859	

WEST VALLEY CITY COUNCIL AT-LARGE (Vote for 1)

Total		
Times Cast	12,081 / 47,158	25.62%
Candidate		
DON CHRISTENSEN	6,703	58.41%
SOPHIA HAWES-TINGEY	4,772	41.59%
Total Votes	11,475	

WEST VALLEY CITY COUNCIL DISTRICT 1 (Vote for 1)

		Total
Times Cast	2,130 / 8,465	25.16%
Candidate		Total
TOM HUYNH	1,133	54.52%
MARNI LEFEVRE	945	45.48%
Total Votes	2,078	

WEST VALLEY CITY COUNCIL DISTRICT 3 (Vote for 1)

		Total
Times Cast	2,862 / 11,500	24.89%
Candidate		Total
WILL WHETSTONE	1,541	56.57%
HEIDI ROGGENBUCK	1,183	43.43%
Total Votes	2,724	

WHITE CITY METRO TOWNSHIP COUNCIL AT-LARGE (Vote for 3)

		Total
Times Cast	922 / 2,951	31.24%
Candidate		Total
PAULINA F. FLINT	579	26.18%
GREG SHELTON	558	25.23%
TYLER HUISH	448	20.25%
HOWARD F. VAN HORN II.	375	16.95%
NICK J. WEST	252	11.39%
Total Votes	2,212	

COPPERTON IMPROVEMENT DISTRICT BOARD OF TRUSTEES AT-LARGE (Vote for 2)

		Total
Times Cast	192 / 450	42.67%
Candidate		Total
LEANNE PETERSON HEAGREN	96	27.67%
HARVEY SEAL	87	25.07%
REBECCA A. BLACKBURN	86	24.78%
ROYCE CHARLES FEWKES	31	8.93%
RICHARD J. CUDE	26	7.49%
TREVOR PATRICK	21	6.05%
Total Votes	347	

**COTTONWOOD IMPROVEMENT DISTRICT BOARD OF TRUSTEES AT-LARGE
(Vote for 2)**

Total		
Times Cast	17,030 / 53,648	31.74%
Candidate		
JAMES DURRANT	8,909	35.42%
WESLEY J. FISHER	8,808	35.02%
MARK R. KATTER	7,437	29.57%
Total Votes	25,154	

KEARNS IMPROVEMENT DISTRICT BOARD OF TRUSTEES AT-LARGE (Vote for 1)

Total		
Times Cast	3,541 / 19,853	17.84%
Candidate		
GREGORY R. CHRISTENSEN	1,939	57.23%
ROYCE GIBSON	1,449	42.77%
Total Votes	3,388	

MAGNA WATER DISTRICT BOARD OF TRUSTEES AT-LARGE (Vote for 1)

Total		
Times Cast	3,124 / 12,424	25.14%
Candidate		
DAN L. STEWART	1,779	63.09%
SHAWN RON WALL	1,041	36.91%
Total Votes	2,820	

**MIDVALLEY IMPROVEMENT DISTRICT BOARD OF TRUSTEES AT-LARGE
(Vote for 1)**

Total		
Times Cast	3,744 / 12,875	29.08%
Candidate		
RON SPERRY	1,812	54.59%
JON WEST	1,507	45.41%
Total Votes	3,319	

**MT. OLYMPUS IMPROVEMENT DISTRICT BOARD OF TRUSTEES AT-LARGE
(Vote for 1)**

Total		
Times Cast	17,294 / 60,422	28.62%
Candidate		
MICHELE RIVERA	10,525	65.05%
JAMES W. CARTER	5,656	34.95%
Total Votes	16,181	

TAYLORSVILLE-BENNION IMPROVEMENT DISTRICT BOARD OF TRUSTEES DIVISION 2 (Vote for 1)

	Total	
Times Cast	2,402 / 9,455	25.40%
Candidate	Total	
MATT SWENSEN	1,244	53.64%
ERICA FAIRCLOTH	1,075	46.36%
Total Votes	2,319	

BRIGHTON RESOLUTION NO. 2023-R-5-1 (Vote for 1)

	Total	
Times Cast	187 / 328	57.01%
Candidate	Total	
FOR	152	81.72%
AGAINST	34	18.28%
Total Votes	186	

BLUFFDALE CITY PROPOSITION #13 (Vote for 1)

	Total	
Times Cast	3,300 / 9,341	35.33%
Candidate	Total	
AGAINST	1,704	52.21%
FOR	1,560	47.79%
Total Votes	3,264	

SANDY CITY GO BOND RESOLUTION NO. 23-38C (Vote for 1)

	Total	
Times Cast	17,926 / 54,784	32.72%
Candidate	Total	
FOR THE ISSUANCE OF BONDS (YES)	10,323	66.48%
AGAINST THE ISSUANCE OF THE BONDS (NO)	5,205	33.52%
Total Votes	15,528	

MIDVALE CITY REVISED RESOLUTION CALLING BOND ELECTION NO. 2023-R-32 (Vote for 1)

		Total	
Times Cast		4,031 / 14,746	27.34%
		Total	
Candidate			
FOR THE ISSUANCE OF BONDS (YES)		2,345	61.00%
AGAINST THE ISSUANCE OF THE BONDS (NO)		1,499	39.00%
Total Votes		3,844	